



UNIVERSITÀ POLITECNICA DELLE MARCHE
Repository ISTITUZIONALE

Experiments on torrefaction of *Dichrostachys cinerea* wood: two-level factorial design and thermogravimetric analysis

This is the peer reviewed version of the following article:

Original

Experiments on torrefaction of *Dichrostachys cinerea* wood: two-level factorial design and thermogravimetric analysis / Abreu-Naranjo, Reinier; Arteaga Crespo, Yasiel; Foppa Pedretti, Ester; Conesa, Juan Antonio. - In: WOOD SCIENCE AND TECHNOLOGY. - ISSN 0043-7719. - ELETTRONICO. - 52:1(2018), pp. 229-243. [10.1007/s00226-017-0972-z]

Availability:

This version is available at: 11566/253291 since: 2022-06-13T12:56:39Z

Publisher:

Published

DOI:10.1007/s00226-017-0972-z

Terms of use:

The terms and conditions for the reuse of this version of the manuscript are specified in the publishing policy. The use of copyrighted works requires the consent of the rights' holder (author or publisher). Works made available under a Creative Commons license or a Publisher's custom-made license can be used according to the terms and conditions contained therein. See editor's website for further information and terms and conditions.

This item was downloaded from IRIS Università Politecnica delle Marche (<https://iris.univpm.it>). When citing, please refer to the published version.

(Article begins on next page)

The final article has been published in:

Wood Science and Technology (2018) 52:229–243

<https://doi.org/10.1007/s00226-017-0972-z>

Experiments on torrefaction of *Dichrostachys cinerea* wood: Two Level Factorial Design and thermogravimetric analysis.

Reinier Abreu-Naranjo^a, Yasiel Arteaga Crespo^a, Ester Foppa Pedretti^b and Juan Antonio Conesa^c

a)- Departamento de Ingeniería Ambiental, Universidad Estatal Amazónica, (UEA). Ecuador.

Corresponding author, e-mail: reinier.abreu@gmail.com - tel./fax 00593987504108

b)- Dipartimento di Scienze Agrarie, Alimentari e Ambientali, Università Politecnica delle Marche. Via Brecce Bianche – 60131 Ancona (AN), Italy.

c)- Department of Chemical Engineering, University of Alicante, Ap. 99, E-03080 Alicante, Spain.

Abstract

The aim of this study is to determine the effect of the temperature and reaction time variables on the solid yield, increment of heating value and composition of the torrefied *Dichrostachys cinerea* wood by using the factorial experiment design and thermogravimetric analysis. The significant factors were identified by means of a Two Level Factorial Design (TLFD) type (2²), for which the statistical software Design Expert Version 10 was used. Torrefaction and thermogravimetric experimental runs were carried out in a fixed-bed reactor and thermobalance TGA-DTA, respectively. Torrefaction temperature, residence time and their interaction have a significant effect on solid yield. Whilst, the effect of the temperature was the only statistically significant factor on increment at a high heating value (HHV). The R-Squared values for both response variables were greater than 95% in each case. An increase in torrefied biomass was achieved at HHV's of 14.92% and 30.31% to the conditions of 120 min to 250°C and 290°C, respectively. Thermogravimetric characterization and DTG – TG curves of the torrefied material suggest that the pre-treated material has been modified chemically and structurally.

Keywords

Dichrostachys cinerea, Biomass, Torrefaction, Factorial Design, Thermogravimetric analysis.

1. Introduction

In the search for renewable energy sources, energy from biomass is considered a viable choice. The main interest in using biomass as a renewable energy source is within the field of climate change. It is generally accepted that biomass is carbon neutral, provides energy security and can be a resource that is generated locally. The position of biomass, as the only renewable source that is a carbon carrier, makes biomass an attractive energy source (Bridgwater 2012). Biomass is available in a wide range of resources such as waste streams, woody and grassy materials and energy crops (Van der Stelt et al. 2011). Woody biomass is preferred over food crops, because of many reasons, from energy-related to social factors.

Lignocellulosic materials contain much more energy than food crops, the amount of fertilisers and pesticides necessary for wood is much lower and the production of woody materials is much higher than for food crops which means that the amount of land used is lower (Domec et al. 2017; Van der Stelt et al. 2011). Energy from biomass is based on short-rotation forestry and energy crops that can contribute to the energy needs of contemporary society (Bridgwater 2003; Kaygusuz 2009). During the last few decades, various studies have been published that propose different woody species for use as energy crops, such as: Eucalyptus (*Eucalyptus spp.*), Pine (*Pinus pinea*, *Pinus halepensis*, *Pinus brutia*, *Pinus pinaster*), Poplar (*Populus spp.*), Willow (*Salix spp.*) and Marabu (*Dichrostachys cinerea*), (Abreu et al. 2010; Bridgeman et al. 2008; de Sales et al. 2017; Fernández et al. 2015; Monedero et al. 2017; Pérez et al. 2011).

This study will focus on the last species (*Dichrostachys cinerea*) as it has great potential as an energy crop because it is a type of perennial crop that does not require annual reseeded or agricultural inputs (e.g., fertiliser and pesticides). Because of its rapid spread in Cuba, it is estimated that there are approximately 1.2 million ha covered by this invasive plant (Carmenate Germán et al. 2008; Pedroso and Kaltschmitt 2012). From the viewpoint of energy, this means a theoretical potential of 700 x 10 GJ. The elemental and proximate analysis, as well as the main characteristics of *D. cinerea* devolatilisation were previously determined and discussed by Abreu et al. (2010). The authors demonstrated that this biomass possesses the appropriate characteristics to be used as an energy source: it has a caloric value that is higher than or equal to 19,100 kJ kg⁻¹, 3.4% of ashes and a melting temperature of 1,460°C, as well as low contents of chlorine and sulphur. Moreover, they determined the main devolatilisation parameters (percentage weight loss, temperatures and degradations rates) and compared it to other lignocellulosic materials, such as corn stover and sugarcane bagasse. Similar results were obtained by Pedroso and Kaltschmitt (2012). The study concluded that *D. cinerea* wood can be used as a promising solid biofuel. Furthermore, the authors compared the *D. cinerea* properties with other types of biomass: Sugarcane

bagasse, Germany beech, poplar, wheat straw and rice straw. They found that the combustion of *D. cinerea* release less emissions. A simultaneous modelling of pyrolysis and combustion processes of *D. cinerea* and the determination of the kinetic parameters by means of thermogravimetric analysis was investigate by Abreu et al. (2012). In a recent study, the opportunities of producing electricity from biomass in the sugar industry were investigated in Cienfuegos, Cuba. The authors arrived at the conclusion that the *D. cinerea* represents the first potential biomass source followed by sugar cane bagasse. Three scenarios were considered to extend electricity generation from biomass in sugar factories beyond the sugarcane milling season (Ulrich 1984). However, the use of torrefied material from *D. Cinerea* not was assessed as a solid fuel.

Also, the use of this biomass as a raw material for the production of activated carbon or bioethanol has also been studied (Soudham 2009; Villegas and Prieto 2009). However, an analysis of the torrefaction and variations in the main properties of untreated and treated *D. cinerea* wood has not been found in literature.

Biomass can be transformed into energy mainly via physical, thermochemical and biochemical processes. Amongst the various thermochemical conversion methods, gasification is the most promising (Van der Stelt et al. 2011). In the utilisation of lignocellulosic materials like biofuel, there is a clear need to upgrade some of their properties.

Woody material presents a low energy density value, high moisture content and often the amounts of energy used to obtain small size particles are considerable. Wood and other biomass can be treated as different ways to provide better properties like fuel material (Prins et al. 2006). A recent study was carried out by Wilk and Magdziarz (2017) have analysed the effect of different pretreatment processes hydrothermal carbonization, torrefaction and slow pyrolysis on the properties of *Miscanthus giganteus*. The authors have obtained rise of carbon content 36%, 34% and 80%, for the hydrothermal carbonization, torrefaction and slow pyrolysis, respectively. In this way, torrefaction is gaining attention as an important pre-processing step to improve the quality of biomass in terms of physical properties and chemical composition (Bach et al. 2017; Wang et al. 2017a; Wang et al. 2017b). In a recent research conducted by Li et al. (2017) on structural and thermal properties of *Populus tomentosa* during carbon dioxide torrefaction. The authors have demonstrated which the torrefaction led to substantial changes of the structural properties, increasing thermal stability and the combustion reactivity from 4.13%/(min °C) in the raw material to 4.98%/(min °C) for the sample subjected to torrefaction at 280 C for 75 min.

Torrefaction is a thermal decomposition process characterised for its low heating rate, inert atmosphere and a range of temperatures between 200 to 300°C. The aim of the biomass torrefaction is to get a solid homogeneous product with hydrophobic properties and a higher energy density than untreated material. Most of the smoke-producing compounds and other volatiles are removed during torrefaction, which produces a final product that will have a lower mass but a higher heating value (Jaya Shankar et al. 2011). Various studies on the torrefaction of different types of biomass have been published such as: wheat straw (Mei et al. 2016), olive stones (Sánchez and San Miguel 2016) and forest residues (spruce and birch) (Bach et al. 2016). Nevertheless, a study about the *D. cinerea* torrefaction as a biofuel was not found in the revised literature.

On the other hand, a two-level factorial design allows one to determine the relative influence of several factors in this process within the studied range, while requiring fewer experimental runs than traditional experimental methodology. Systematic errors can also be eliminated by using a Design of Experiment (DOE) approach (Fegade et al. 2013). An advantage of the DOE methodology is its ability to recognize significant interactions between factors and their influence at the responses variables. Generally, these conclusions are not found by mean of traditional methods of experimentation.

The aim of this study was to contribute to knowledge about biomass in order to obtain a better application of the biomass obtained from *D. cinerea* as a fuel. It was also to determine the effect of the temperature and reaction time variables on the solid yield, increment of high heating and composition of the torrefied *D. cinerea* through the factorial experiment design and thermogravimetric analysis.

2. Materials and methods

2.1. Chemical-physic characterisation

The raw biomass samples used in this study originated in the central region of Cuba and transported to the Biomass Laboratory of Agricultural, Food and Environmental Sciences Department of Polytechnic University of Marche (UNIVPM), where carried out the experimental analysis. For the preparation of the *D. cinerea* samples, the norms of the European Committee for Standardization (CEN/TS 14780) were used. Which consists in to stabilised in a stove for 48 hours at a temperature of 45°C and subsequently was reduced to particle sizes of approximate of a 1 mm by a cutting mill model (Retsch M2000). The moisture content of the samples was determined in a stove at 105 °C for 24 hours by (CEN/TS 14774). Volatile matter and ash were determined in an instrument TGA Leco 701 under the standard CENTS

15148 and CEN/TS 14775, respectively. The first consist in maintain the samples (approximately 1 g) at 900 °C for 7 min and the ash at 550 °C for 4 hours. The fixed carbon was determined by difference. The chemical-physical characterisation of the *D. cinerea* had been previously analysed (Abreu et al. 2010). The elemental analysis of torrefied wood was determined in accordance to the standard CEN/TS 15104. For determination of elemental analysis an equipment model PerkinElmer 2400 CHNO/S was used. The determination of the high heating value (HHV) was carried out in a calorimetric bomb (IKA WERKER KV 500) and under conditions of the standard CEN/TS 14918.

2.2. Torrefaction experiments in a pilot plant reactor

2.2.1. Torrefaction experimental procedure

It is possible to investigate a number of variables and their effects using a factorial or screening design. The simplest factorial design involves two factors, each at two levels (2^2). The advantage of the two-factor study is the reduction the quantity of experimental runs, to get the same precision for effect estimation in comparison with other designs. The point is that a factorial design provides contrasts of averages, thus providing statistical power to the effect estimates. It reveals “interactions” of factors. This often proves to be the key to understanding a process (Anderson and Whitcomb 2016). The experimental planning for this study was performed by means of a Two-Level Factorial Design (TLFD) type (2^2), with two replicates. In this way, the influence of the two factors was considered on the solid yield and increment of HHV. Daniel’s half-normal plot method of effects was used for determining the significant effects, in accordance with Whitcomb and Oehlert (2007). This allowed for the identification and quantification of the significant factors on response variables. The statistical software Design Expert Version 10.0.2 (Stat Ease, USA) was used, as well as ANOVA for the analysis of the results. Design Expert randomizes the performance order of the design of experiments, which contributes to guaranteeing that the model meets some statistical assumptions and can also contribute to reducing the effects of factors not included in the study. As independent variables, the temperature and residence time were selected; and as dependent variables, the percentage of torrefied solid yield and increment in high heating value (HHV) were calculated as follows:

$$\text{increment in HHV} = \frac{HHV_{tor} - HHV_{raw}}{HHV_{raw}} * 100 \quad (\text{eq. 1})$$

HHV_{raw} and HHV_{tor} are the high heating values before and after the torrefaction process, respectively.

The level of the two factors (low and high) in coded and uncoded independent variables is shown below in Table 1.

2.1.2. Description of equipment

The torrefaction experiments were performed in the laboratory of the Department of Chemical Engineering of the University of Alicante, Spain. This reactor was used in previous thermo-decomposition research (Conesa et al. 2004). A scheme of the reactor system is represented in fig. 1. The system is made up of five main zones.

Approximately 40g of biomass are fed to the reactor by a two-valve manual system. The amount of biomass is placed in the hopper and first passes through the upper valve and, after closing it, the lower valve is opened and it passes into the reaction zone. The carrier gas is first preheated by circulating vertically. The gas flow rate was 1.5 L min^{-1} . In the experimental runs, industrial nitrogen (purity = 99.5%) was used.

The temperature is controlled by a type-K thermocouple situated in the furnace and inside the reactor. The measurements at different positions show a maximum difference of 10°C between the furnace and the inner part of the reactor.

2.2. Thermogravimetric analysis of the torrefied samples

TG runs were carried out in a TGA-DTA (STA PT – 1600) instrument, in which a sample of approximately 12 mg of torrefied material was used with a heating rate of $10^\circ\text{C min}^{-1}$ from room temperature up to 750°C in a nitrogen atmosphere. The gas flow rate was 150 mL min^{-1} . The nitrogen was purged for 20 min, before starting the heat programme in order to establish an inert environment. The main thermogravimetric parameters were determined by means of the methodology suggested by Gronli, Várhegyi et al. 2002, who state:

“ T_{onset} temperature was calculated from the extrapolation of the partial peak of the decomposition of the hemicellulose, which marks the beginning of the active zone of thermodecomposition.”

$(dw/dT)_{\text{peak}}$ and T_{peak} are the maximum overall decomposition rates, mainly associated to the cellulose decomposition and their corresponding temperature, respectively.

T_{offset} is the extrapolated temperature of the (dw/dT) curve. This value marks the end of the cellulose decomposition.

w_{peak} and $w_{700^\circ\text{C}}$ are weight fractions expressed in percentages at the temperatures of T_{peak} and 700°C , respectively.

3. Results and discussion

3.1. Torrefaction experiments in pilot plant reactor

3.1.1. Factors affecting solid yield and increment in HHV

The effect of the studied factors on solid yield and increment in HHV can be observed in fig 2. The significant effects fall to the right on this plot. Starting on the right we see the largest effects.

Temperature, residence time and their interaction have a significant effect on solid yield (Fig. 2a), with "p-value" < 0.05. On the other hand, the effect of the temperature was the only statistically significant factor on increment in HHV (Fig.2b).

The coded equation is useful in quantifying the relative impact of the significant factors by comparing the factor coefficients (eq. 1 and 2):

$$\text{Solid yield} = 69.07 - 14.89A - 3.75B + 1.99AB \quad (\text{eq. 2})$$

$$\text{Increment in HHV} = 19.25 + 8.26A + 1.12B - 0.24AB \quad (\text{eq. 3})$$

The R-squared value provided a measure of how much of the variability in the observed response values could be explained by the experimental factors and their interactions. For most studies values above 0.9 are considered a good model. This explains most of the variation in the response (Anderson and Whitcomb 2015). The R-Squared values for both response factors are shown in Table 2 with a high fit, greater than 95% in each case. The difference between the "Pre R-Squared" and "Adj R-Squared" values is in reasonable agreement, smaller than 0.2 as suggested by Anderson and Whitcomb (2015).

The coded model (eq. 2 and 3) was used to generate surface plots (Fig. 3) for the analysis of the variable effects on solid yield and increment in HHV. The interaction of the studied factors on the dependent variables can be observed in the 3D surface graphs.

As can be seen, in both response variables (solid yield and increment in HHV), the temperature had an effect higher than the residence time. The variations on solid yield was more sensitive to the changes of temperature that when was varied the residence time. To longer residence times, the values of the independent variables remained almost constant for a same temperature. This results are in accordance with the obtained by Li et al. (2017) in the carbon dioxide torrefaction of *Populus tomentosa*. As expected, the solid percentage decreased with a rise in torrefaction temperature. For torrefaction of

lignocellulosic materials, this behaviour is attributed mainly to the decomposition of hemicellulose (Uemura et al. 2015). On the other hand, for torrefied biomass an increment in HHV of 14.92% and 30.31% was achieved to the conditions of 120 min to 250°C and 290°C, respectively.

Decrease in the solid yield involves an increase in carbon content in the torrefied biomass, whereby an increase in the calorific value occurs. To explain this point, a chart of HHV vs. solid yield was created as shown in Fig. 4. These two variables show a good linear relationship with R-squared equal to 0.92.

3.2. Chemical-physic characterization of torrefied biomass

In order to characterise the torrefied material obtained and be able to compare the values with the untreated material, the ultimate and proximate analysis of the samples was determined. Table 3 shows the values.

Note: daf (dry ash free basis). *(Abreu et al. 2010), **oxygen calculated by difference.

For the experimental conditions of higher temperature, the nitrogen and carbon content (wt%) in the solid product increased, whilst the of oxygen and hydrogen diminished. The results are in correspondence with those reported to biochar obtained at different temperatures for pine, poplar and willow sawdust (Calvelo Pereira et al.). This behaviour in the variations of oxygen and hydrogen contents can be explained by the fact that at this temperature, one part reacts to form water, which can be up to 70% of the composition of the gases released (Tumuluru et al. 2010). The fixed carbon and volatile matter for the raw and torrefied materials were determined (see table 3). These parameters are two important properties, usually used for evaluate the quality of solid fuels (Wilk and Magdziarz 2017). *D. cinerea* without thermal pretreatment presents a minor volatile matter content (77.26%), in comparison with other woody species: Willow (87.6%), *Quercus rotundifolia* (83.6%), *Pinus halepensis* (82.5%) and *Eucalyptus saligna* (82.0%) (Bridgeman et al. 2008; Cordero et al. 2001). However, this parameter is associated with diminution of the energy efficiency and harmful emissions when is directly used (Magdziarz et al. 2011; Wilk and Magdziarz 2017). Through the torrefaction process to 290°C it may reduce the volatile matter content up to 32.1 and 33.7%, to 60 and 120 minutes, respectively. This confirms the results of design of experiment about the smaller influence of residence time with respect to the temperature variable on the characteristics of torrefied material. As can be appreciated in the table 3, the fixed carbon value had an

increase with the increase of the temperature and residence time, from raw material 14.78 to 38.34% for torrefied material 290°C and 120 min. Similar trend was obtained for the ash content.

The change in elemental analysis values from biomass to coal can be displayed using a diagram developed by Van Krevelen (1993). Fig. 5 shows the change in the atomic ratios H/C and O/C from *D. cinerea* to torrefied biomass, peat, lignite, and coal. As can be observed in this figure, the *D. cinerea* contains higher H:C and O:C ratios compared to other materials.

There is a tendency of the torrefied material to become similar to coal with regard to its elemental composition, in proportion to temperature increase. So, for the experiments carried out at 290°C, the elemental composition of treated biomass possesses characteristics that are halfway between lignite and peat, with an advantage over the latter whose humidity values are lower. This therefore provides certain energetic benefits.

Meanwhile, in fig. 5 it is observed that the biomass loses more oxygen and hydrogen than carbon. The main consequence of this phenomenon is the rise of the calorific capacity from 7.8 to 27.3% of their values regarding the untreated biomass. The HHV's for 290(60) and 290(120) are higher than that of peat (22.94 MJ kg⁻¹), similar to that of lignite (24.63 MJ kg⁻¹) but lower than that of coal (33.8 MJ kg⁻¹). HHV's for the coal, lignite and peat were estimated by the Channiwala method (1992). The elemental analysis was reported by Cummins et al. (2006), Pipatmanomai et al. (2009) and Schaffe et al. (2009), respectively.

Simultaneously, in the torrefaction process, the biomass is dried, so the humidity content of the torrefied product is generally too low (around 3.5%) and also has hydrophobic properties. The main explanation for this new trait is that during the dehydration reactions, the OH groups of the biomass are destroyed, and the torrefied product loses its capacity for forming hydrogen bonds with water. Similarly, other unsaturated structures are formed in the process, which are non-polar and hydrophobic to a certain extent. At the same time, given this new characteristic, a new more stable material is formed, which can be preserved for longer periods with few variations in its traits (Sadaka and Negi 2009).

3.3. Thermogravimetric characterisation of torrefied biomass

The torrefied materials were submitted to a thermogravimetric study in an inert atmosphere and their main devolatilisation characteristics were determined with the objective of understanding the

decomposition process of the new materials obtained regarding the original biomass. The main mass loss process occurred in the range of 220 to 550°C, with peaks of maximum devolatilisation rate between approximately 270 and 350°C. This is mainly attributed to the decomposition of hemicellulose, cellulose and lignin (Yang et al. 2007). Table 4 shows the results of the main thermogravimetric characteristics according to Gronli et al. (2002) for the *D. cinerea* and torrefied material at 250 and 290°C.

As expected, the initial temperature of degradation (T_{onset}) is higher for torrefied materials and its value is close to the temperature that have been previously treated, because at lower temperatures a part of the original biomass has been devolatilised. The temperature value where the maximum conversion values are obtained (T_{peak}) does not vary significantly for the three materials. For the treated biomass at 250°C the variation of the value of $(dw/dT)_{\text{peak}}$ is lower than that of the material that has been exposed to more severe temperature conditions, as compared to *D. cinerea*. The conversion percentages obtained are inversely proportional to the torrefaction temperature, which is explained by the fact that a part of the volatile material was already degraded in such a process.

As previously mentioned, the degradation process of the lignocellulosic materials is characterised by presenting three zones or peaks of decomposition, which are generally identified with their main pseudo-components hemicellulose, cellulose and lignin in that order (Caballero et al. 1997; Gronli et al. 2002; Orfão et al. 1999; Yang et al. 2007). The peaks attributed to the pseudo-components can be observed in Fig. 6 for the DTG curve corresponding to *D. cinerea*. However, the devolatilisation curves of the torrefied materials are shown in the same figure, whose characteristic is the absence of the first decomposition peak present in the degradation of the untreated biomass. This suggests that at the temperatures at which the materials have been exposed, a great part of the hemicellulose present in *D. cinerea* has reacted (Yang et al. 2007). Furthermore, a slight increase in the range of the second conversion zone is noticed for the material obtained at 250°C, presumably because the torrefaction temperature has only modified the structure of cellulose and lignin to a lower extent. On the other hand, for the torrefied biomass at 290°C, the change of the second and third degradation zones is noticeable, mainly for the peak associated to lignin, where a higher reactivity of can be appreciated. The increase of the intensity of the third peak can be explained by the relative accumulation of lignin, also as a consequence of modifications to its molecular structure and the thermo-decomposition of the carbon

material formed from the thermo-decomposition mainly of hemicellulose in the torrefaction process at 290°C.

4. Conclusions

By means TLFD type 2² methodology was quantifying the relative impact of the factors considered on solid yield and increment of HHV. In both, the coefficient for temperature was higher. According to the results obtained in design of experiment, it was concluded that the temperature, reaction time and their interaction were significant but the highest effect was associated to temperature on solid percentage in the torrefaction process. Meanwhile, the temperature factor only had a significant effect when the increment of HHV as a dependent variable was considered. A good linear relationship between the analyse variables was found. In the results of the elemental analysis performance on the torrefied product, it was appreciated that the most diminished element was oxygen. This brings about an increase in energy density. Thermogravimetric characterisation and DTG – TG curves of the torrefied material suggest that the pre-treated material has been modified chemically and structurally.

Acknowledgements

This research was financed by the doctoral scholarship of Università Politecnica Delle Marche, Ancona, Italy and supported by the Department of Chemical Engineering, University of Alicante, Alicante, Spain.

References

- Abreu NR, Conesa JA, Pedretti EF, Romero OR (2012) Kinetic analysis: Simultaneous modelling of pyrolysis and combustion processes of dichrostachys cinerea Biomass Bioenergy 36:170-175 doi:10.1016/j.biombioe.2011.10.032
- Abreu NR, Foppa PE, Riva G, Romero RO (2010) Caracterización energética del Marabú. (Energetic characterization of Marabu) DYNA Ingeniería e Industria 85-7:581-592
- Anderson MJ, Whitcomb PJ (2015) DOE simplified: practical tools for effective experimentation. CRC Press,
- Anderson MJ, Whitcomb PJ (2016) DOE simplified: practical tools for effective experimentation. CRC Press,
- Bach Q-V, Chen W-H, Chu Y-S, Skreiberg Ø (2016) Predictions of biochar yield and elemental composition during torrefaction of forest residues Bioresour Technol 215:239-246 doi:<http://dx.doi.org/10.1016/j.biortech.2016.04.009>
- Bach Q-V, Skreiberg Ø, Lee C-J (2017) Process modeling and optimization for torrefaction of forest residues Energy doi:<http://dx.doi.org/10.1016/j.energy.2017.07.040>
- Bridgeman TG, Jones JM, Shield I, Williams PT (2008) Torrefaction of reed canary grass, wheat straw and willow to enhance solid fuel qualities and combustion properties Fuel 87:844-856 doi:10.1016/j.fuel.2007.05.041
- Bridgwater AV (2003) Renewable fuels and chemicals by thermal processing of biomass Chem Eng J 91:87-102 doi:Doi: 10.1016/s1385-8947(02)00142-0
- Bridgwater AV (2012) Review of fast pyrolysis of biomass and product upgrading Biomass Bioenergy 38:68-94 doi:<http://dx.doi.org/10.1016/j.biombioe.2011.01.048>

- Caballero JA, Conesa JA, Font R, Marcilla A (1997) Pyrolysis kinetics of almond shells and olive stones considering their organic fractions J Anal Appl Pyrolysis 42:159-175 doi:Doi: 10.1016/s0165-2370(97)00015-6
- Calvelo Pereira R et al. Contribution to characterisation of biochar to estimate the labile fraction of carbon Org Geochem doi:10.1016/j.orggeochem.2011.09.002
- Carmenate Germán H, Pérez Montesbravo E, Paredes Rodríguez E, Blanco Calas P (2008) Biología reproductiva de *Dichrostachys cinerea* (L) Wight & Arn. (Marabú). (I) Evaluación de reproducción por semillas Fitosanidad 12:39-43
- Conesa JA, Martín-Gullón I, Font R, Jauhiainen J (2004) Complete Study of the Pyrolysis and Gasification of Scrap Tires in a Pilot Plant Reactor Environ Sci Technol 38:3189-3194 doi:10.1021/es034608u
- Cordero T, Marquez F, Rodriguez-Mirasol J, Rodriguez JJ (2001) Predicting heating values of lignocellulosics and carbonaceous materials from proximate analysis Fuel 80:1567-1571 doi:[http://dx.doi.org/10.1016/S0016-2361\(01\)00034-5](http://dx.doi.org/10.1016/S0016-2361(01)00034-5)
- Cummins EJ, McDonnell KP, Ward SM (2006) Dispersion modelling and measurement of emissions from the co-combustion of meat and bone meal with peat in a fluidised bed Bioresour Technol 97:903-913 doi:10.1016/j.biortech.2005.04.027
- de Sales CAVB et al. (2017) Experimental study on biomass (eucalyptus spp.) gasification in a two-stage downdraft reactor by using mixtures of air, saturated steam and oxygen as gasifying agents Energy Conversion and Management 145:314-323 doi:<http://dx.doi.org/10.1016/j.enconman.2017.04.101>
- Domec J-C, Ashley E, Fischer M, Noormets A, Boone J, Williamson JC, King JS (2017) Productivity, Biomass Partitioning, and Energy Yield of Low-Input Short-Rotation American Sycamore (*Platanus occidentalis* L.) Grown on Marginal Land: Effects of Planting Density and Simulated Drought BioEnergy Research 10:903-914 doi:10.1007/s12155-017-9852-5
- Fegade SL, Tande BM, Cho H, Seames WS, Sakodynskaya I, Muggli DS, Kozliak EI (2013) AROMATIZATION OF PROPYLENE OVER HZSM-5: A DESIGN OF EXPERIMENTS (DOE) APPROACH Chem Eng Commun 200:1039-1056 doi:10.1080/00986445.2012.737385
- Fernández M, García-Albalá J, Andivia E, Alaejos J, Tapias R, Menéndez J (2015) Sickie bush (*Dichrostachys cinerea* L.) field performance and physical-chemical property assessment for energy purposes Biomass Bioenergy 81:483-489 doi:<http://dx.doi.org/10.1016/j.biombioe.2015.08.006>
- Gronli MG, Várhegyi G, Di Blasi C (2002) Thermogravimetric Analysis and Devolatilization Kinetics of Wood Ind Eng Chem Res 41:4201-4208
- Jaya Shankar T, Christopher TW, Richard DB, Richard JH, Shahab S (2011) Review on Biomass Torrefaction Process and Product properties and Design of Moving Bed Torrefaction System Model Development 2011 Louisville, Kentucky, August 7-10, 2011 doi:10.13031/2013.37192
- Kaygusuz K (2009) Biomass as a Renewable Energy Source for Sustainable Fuels Energy Sources, Part A: Recovery, Utilization, and Environmental Effects 31:535-545 doi:10.1080/15567030701715989
- Li S-X, Zou J-Y, Li M-F, Wu X-F, Bian J, Xue Z-M (2017) Structural and thermal properties of *Populus tomentosa* during carbon dioxide torrefaction Energy 124:321-329 doi:<http://dx.doi.org/10.1016/j.energy.2017.02.079>
- Magdziarz A, Wilk M, Zajemska M (2011) Modelling of pollutants concentrations from the biomass combustion process Chemical and Process Engineering 32:423-433
- Mei Y, Che Q, Yang Q, Draper C, Yang H, Zhang S, Chen H (2016) Torrefaction of different parts from a corn stalk and its effect on the characterization of products Industrial Crops and Products 92:26-33 doi:<http://dx.doi.org/10.1016/j.indcrop.2016.07.021>
- Monedero E, Hernández J, Collado R (2017) Combustion-Related Properties of Poplar, Willow and Black Locust to be used as Fuels in Power Plants Energies 10:997

- Orfão JJM, Antunes FJA, Figueiredo JL (1999) Pyrolysis kinetics of lignocellulosic materials three independent reactions model Fuel 78:349-358
- Pedroso DT, Kaltschmitt M (2012) *Dichrostachys cinerea* as a possible energy crop—facts and figures Biomass Conversion and Biorefinery 2:41-51 doi:10.1007/s13399-011-0026-y
- Pérez S, Renedo CJ, Ortiz A, Mañana M, Delgado F, Tejedor C (2011) Energetic density of different forest species of energy crops in Cantabria (Spain) Biomass Bioenergy 35:4657-4664 doi:<http://dx.doi.org/10.1016/j.biombioe.2011.09.008>
- Pipatmanomai S, Fungtammasan B, Bhattacharya S (2009) Characteristics and composition of lignites and boiler ashes and their relation to slagging: The case of Mae Moh PCC boilers Fuel 88:116-123 doi:10.1016/j.fuel.2008.08.007
- Prins MJ, Ptasiński KJ, Janssen FJJG (2006) Torrefaction of wood: Part 2. Analysis of products J Anal Appl Pyrolysis 77:35-40 doi:DOI: 10.1016/j.jaap.2006.01.001
- Sadaka S, Negi S (2009) Improvements of biomass physical and thermochemical characteristics via torrefaction process Environmental Progress & Sustainable Energy 28:427-434 doi:10.1002/ep.10392
- Sánchez F, San Miguel G (2016) Improved fuel properties of whole table olive stones via pyrolytic processing Biomass Bioenergy 92:1-11 doi:<http://dx.doi.org/10.1016/j.biombioe.2016.06.001>
- Schaffel N, Mancini M, Szlejk A, Weber R (2009) Mathematical modeling of MILD combustion of pulverized coal Combust Flame 156:1771-1784 doi:10.1016/j.combustflame.2009.04.008
- Soudham VP (2009) Acetosolv delignification of *Dichrostachys cinerea* biomass for ethanol production. Master thesis, University College of Borås
- Tumuluru JS, Sokhansanj S, Wright CT, Boardman RD (2010) Biomass torrefaction process review and moving bed torrefaction system model development. Idaho National Laboratory Biofuels and Renewable Energy Technologies Department & Oak Ridge National Laboratory Bioenergy Resource and Engineering Systems Group, Idaho
- Uemura Y, Matsumoto R, Saadon S, Matsumura Y (2015) A study on torrefaction of *Laminaria japonica* Fuel Process Technol 138:133-138
- Ulrich GD (1984) A guide to chemical engineering process design and economics. Wiley New York,
- Van der Stelt MJC, Gerhauser H, Kiel JHA, Ptasiński KJ (2011) Biomass upgrading by torrefaction for the production of biofuels: A review Biomass Bioenergy 35:3748-3762 doi:10.1016/j.biombioe.2011.06.023
- Van Krevelen D (1993) Coal typology physics chemistry constitution. Elsevier, Amsterdam
- Villegas APJ, Prieto GJO (2009) Estudio cinético durante la conversión termoquímica del marabú Revista Cubana de Química Vol. XXI, N° 1,
- Wang L et al. (2017a) Effect of torrefaction on physiochemical characteristics and grindability of stem wood, stump and bark Appl Energy doi:<http://dx.doi.org/10.1016/j.apenergy.2017.07.024>
- Wang L et al. (2017b) Impact of Torrefaction on Woody Biomass Properties Energy Procedia 105:1149-1154 doi:<http://dx.doi.org/10.1016/j.egypro.2017.03.486>
- Whitcomb P, Oehlert GW (2007) Graphical selection of effects in general factorials Fall Technical Conference 612:2036
- Wilk M, Magdziarz A (2017) Hydrothermal carbonization, torrefaction and slow pyrolysis of *Miscanthus giganteus* Energy doi:<http://dx.doi.org/10.1016/j.energy.2017.03.031>
- Yang H, Yan R, Chen H, Lee DH, Zheng C (2007) Characteristics of hemicellulose, cellulose and lignin pyrolysis Fuel 86:1781-1788 doi:<http://dx.doi.org/10.1016/j.fuel.2006.12.013>

Table Captions

Table 1. The level of variables chosen for the TLFD

Table 2. ANOVA adjustment coefficient for yield and increment in HHV

Table 3. Ultimate and proximate analysis of the *D. cinerea* and torrefied material

Table 4. Main characteristics of the devolatilisation of untreated and treated *D. cinerea* at a heating rate of 10 °C min⁻¹

Table 1.

Independent Variable	Uncoded and coded variable		
	level		
	Symbol	Low	High
		-1	1
Torrefaction temperature (°C)	A	250	290
Residence time (min)	B	60	120

Table 2.

	Solid Yield	Increment in HHV
R-Squared	0.9994	0.959
Adj R-Squared	0.9991	0.9437
Pred R-Squared	0.9986	0.9078
Adeq Precision	135.91	15.39

Table 3.

	<i>D. cinerea*</i>	250(60)	250(120)	290(60)	290(120)
Ultimate analysis, wt% (daf)					
C	51.16	56.41	55.57	66.09	67.51
H	6.34	6.71	6.38	6.09	5.69
N	0.82	1.74	1.70	2.04	2.02
O**	41.69	35.14	36.36	25.78	24.79
Proximate analysis, wt% (daf)					
Fixed carbon	14,78	23,90	24,43	36,15	38,34
Volatile matter	77,26	65,06	67,04	52,50	51,26
Ash	3,4	6.81	7.06	7.78	7.81
Moisture	4,56	3.63	3.45	3.53	2.94

Table 4.

	T_{onset}	T_{peak}	$(dw/dT)_{\text{peak}}$	W_{peak}	$W_{700^{\circ}\text{C}}$
Material	($^{\circ}\text{C}$)	($^{\circ}\text{C}$)	($^{\circ}\text{C}^{-1}$)	(%)	(%)
<i>D.cinerea</i>	229	332	-0.0080	62.3	26.2
250(60)	265	346	-0.0080	68.8	27.2
290(60)	290	336	-0.0048	85.8	41.1

Figure Captions

Fig. 1. Schematic of the reactor system.

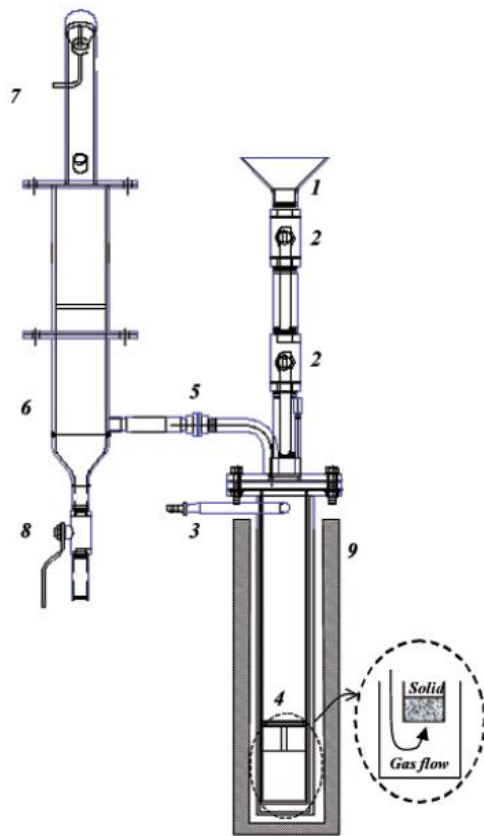
Fig. 2. Half normal vs. effect plots for solid yield (a) and increment in HHV (b).

Fig. 3. 3D Surface plots of Residence Time and Temperature Interaction for the response variables Solid yield (a) and Increment in HHV (b).

Fig. 4. HHV vs. Solid yield.

Fig. 5. Van Krevelen diagram for the *D. cinerea* and torrefied biomass, peat [28], lignite [29] and coal [30] at different conditions.

Fig. 6. DTG-TG curves of untreated and treated *D. cinerea* obtained at 250 y 290 °C by 60 min, at heating rate 10 °C min⁻¹ inert atmosphere.



- 1- Hopper (biomass reservoir)
- 2- Valves
- 3- Gas input (nitrogen)
- 4- Perforated plate
- 5- Gas & volatile output
- 6- Cold zone
- 7- Burner
- 8- Liquid collection
- 9- Furnace

Fig. 1

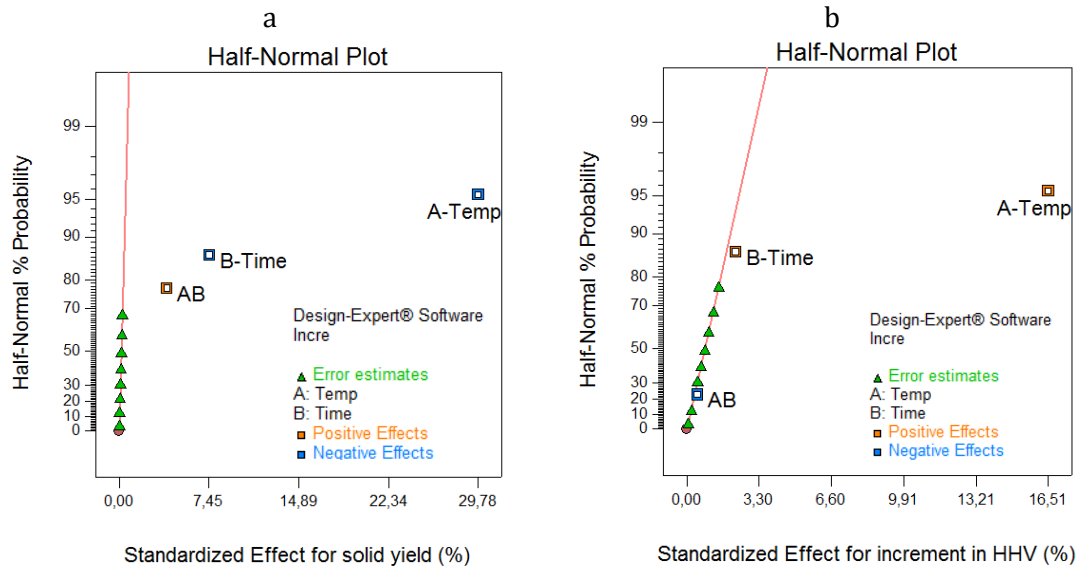


Fig. 2

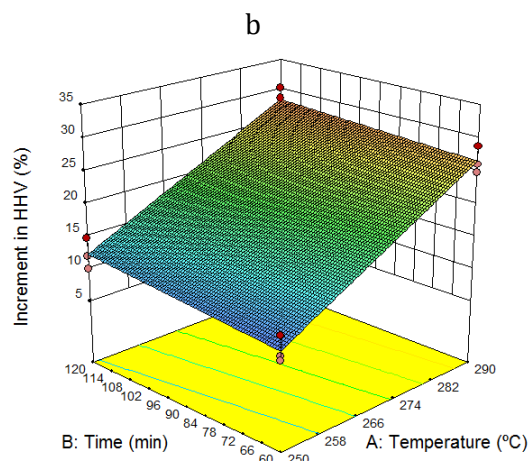
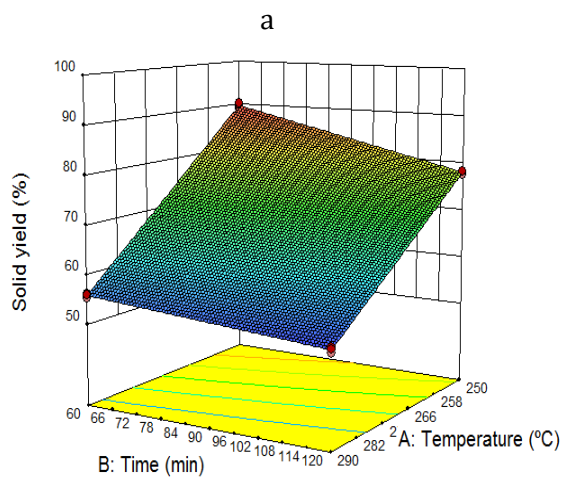


Fig. 3

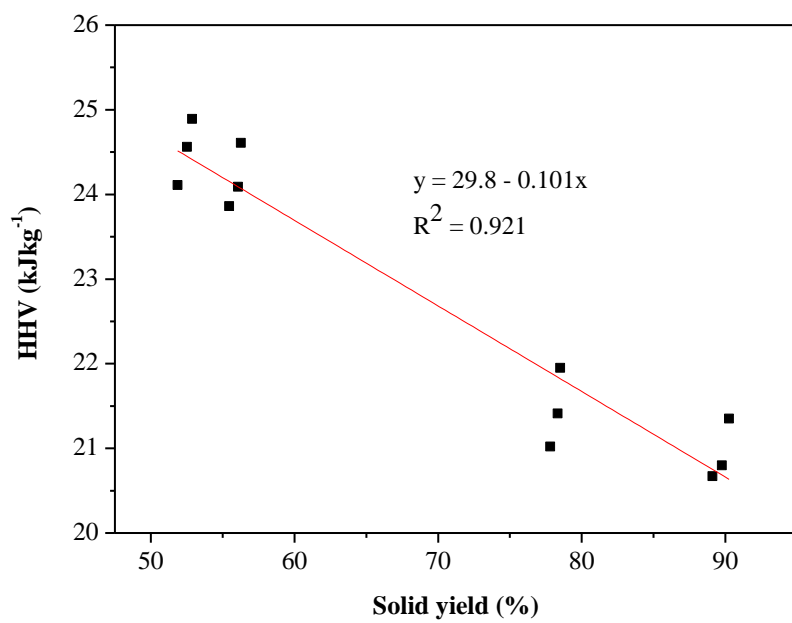


Fig. 4

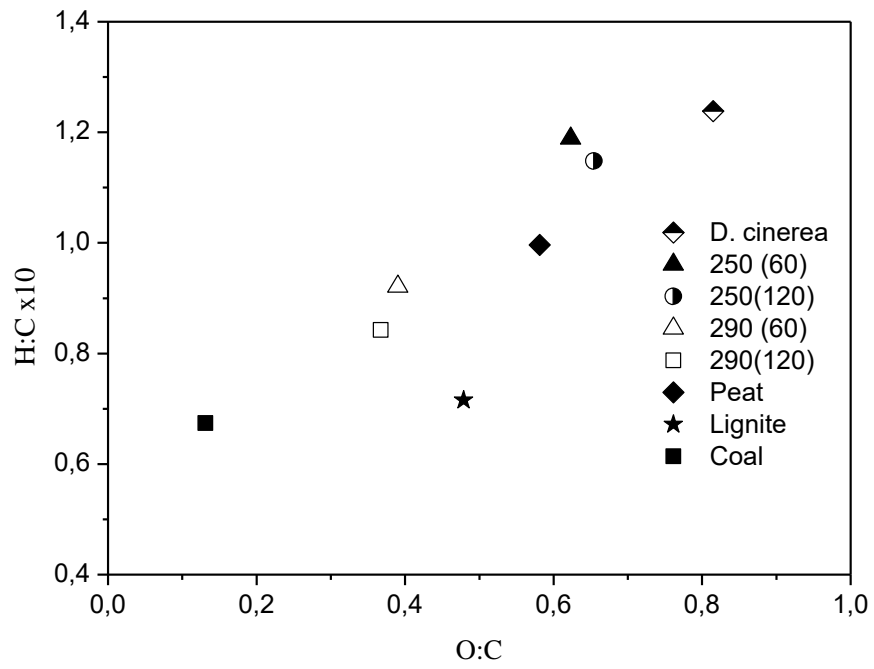


Fig. 5

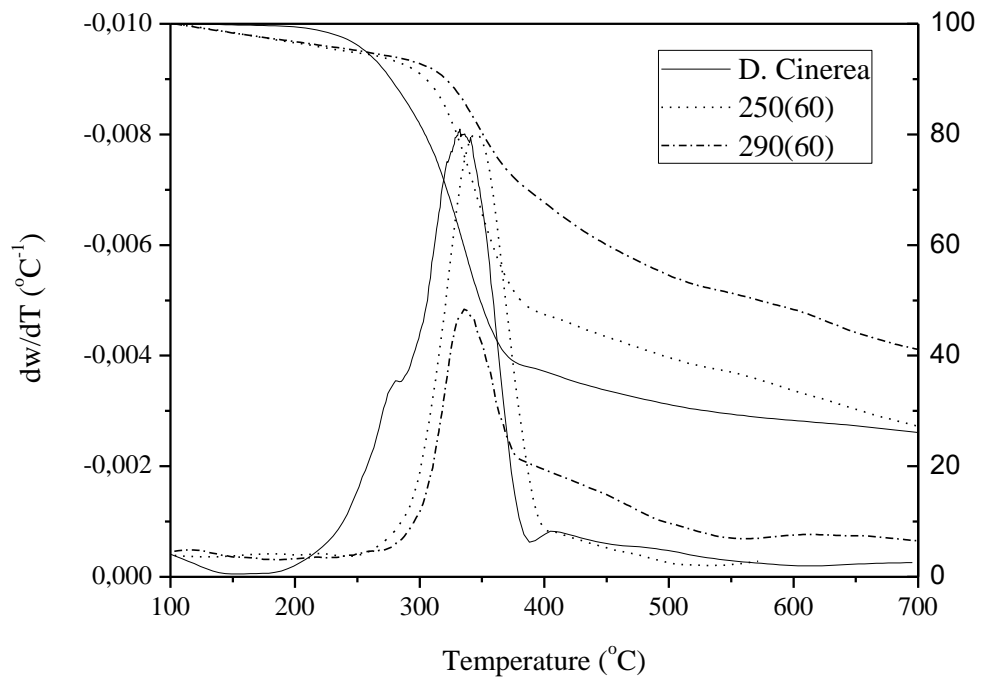


Fig. 6.

Highlights

Temperature and reaction time was studied for *D. cinerea* wood torrefaction.

Factorial Design was used to determine the influence of the temperature and reaction time.

Increment in heating value and solid yield were studied in the torrefaction process.

Thermogravimetric study of torrefied materials was performed.

Discussion on the pyrolytic decomposition of biomass fractions is presented.